



Introduction

Senedd yr Ifanc

The Senedd yr Ifanc Wrexham is Wrexham Youth Parliament. The Senedd is made up of young people aged 11- 25 who are elected to represent a group, project or area. The Senedd yr Ifanc works on gathering the views and opinions of young people on specific issues that affect the young people of Wrexham. The Senedd yr Ifanc meets every first Monday of the month in the Guildhall Wrexham; the meetings are structured with formal and informal sections. Senedd yr Ifanc meetings can also include debates, issue based work groups, training and much more. The Senedd yr Ifanc gives young people the chance to have their say and a voice on matters that affect them.

The Wrexham We Want

Wrexham Public Services Board is a partnership of organisations that help provide public services in Wrexham. It includes the Council, the Health Board, the Fire and Rescue Service, Natural Resources Wales, the Police, The National Probation Service and Community Rehabilitation Company, Public Health Wales, Glyndŵr University, Coleg Cambria, A.V.O.W, and Welsh Government.

The Public Services Board has undertaken consultation work called 'The Wrexham We Want', in order to hear people's views on the issues that matter, to help create a long-term vision for Wrexham, and work with individuals and communities to deliver that vision, to create the Wrexham we all want to now and in the future.

The answers people gave are being used to inform the production of 'Wrexham's Well-Being Assessment'. This assessment will be used to develop a plan for Wrexham County Borough, that will set out how everyone will work together to create 'The Wrexham We Want'.

Our Future – The Wrexham We Want

Given the importance of this consultation for *Future Generations*, the Public Service Board (PSB) approached the Senedd yr Ifanc to discuss how they might become involved (and support other young people's involvement) in identifying key aspirations for Wrexham, now and in the future.

The Senedd Management Group decided to embark upon their own consultation project together the views of young people and contribute towards to development of *Wrexham's Wellbeing Assessment*.

Who we asked?

The Senedd group identified a number of key groups they hoped would respond to the consultation (including looked after young people, disabled young people etc.). Ultimately the group decided that the consultation should look to gather the views of:

- Young people as possible, who live, work, socialise or are educated in Wrexham
- Young people aged 11 – 25.

The following groups were invited to take part in the consultation:

Group	Method
Anyone aged 11-25	Social Media Young Wrexham Website Local Press Newsletters Wrexham.com WCBC website Your Voice Wrexham website
Young People in employment/NEETs	ITEC Infoshop
Community Groups	Scouts and Guides Youth Clubs Duke of Edinburgh project Local Youth Forums Drama group / Little Theatre
Young People in Care	In Care Council
Disabled Young People	Dynamic St. Christopher's school
Young Carers	Wrexham Young Carers Project
Gypsy and Traveller Young People	Travelling Ahead Project
Mental Health Service users	Inspire Infoshop
LGBT young people	DIVA
Young people excluded from education	Pupil Referral Unit
Faith groups	Local churches
Young parents	Aspire
BME groups	BAWSO
Schools	School councils Head teachers Educational Youth Workers Via Senedd rep's
Colleges	Market stall at open day Via Senedd rep's Student Voice co-ordinator

How we asked?

The Senedd considered a range of research methods before conducting this consultation, including qualitative and quantitative methods. In order to be able to reach as many young people as possible, the group decided to design a survey (containing both open and closed questions), which could be answered on-line, on paper or face-to-face.

What we asked?

'Our Future - The Wrexham We Want' is an opportunity for the young people of Wrexham aged 11-25 to share their views on the Wrexham they want for their future.

In order to make sure that the consultation questions were relevant to young people's lives, the Senedd yr Ifanc decided to break the consultation into themes. These were:

- Town Centre
- Education
- Employment
- Transport
- Community
- Voice
- Health Services
- General Comments

How the themes link to the 7 Wellbeing Goals

Prosperous (1)	Resilient (2)	Healthier (3)	More equal (4)	Cohesive (5)	Culture and Welsh Language (6)	Global (7)
-------------------	------------------	------------------	-------------------	-----------------	---	---------------

Themes	1	2	3	4	5	6	7
Town Centre	■				■	■	
Education			■	■		■	■
Employment	■				■		
Public Transport	■	■		■			■
Your Community					■	■	
Voice				■	■		
Health Services			■				
The Wrexham We Want	■	■	■	■	■	■	■

Responses

In total we received 340 responses to the survey. Half of these were completed online, and half were from paper copies which young people completed.

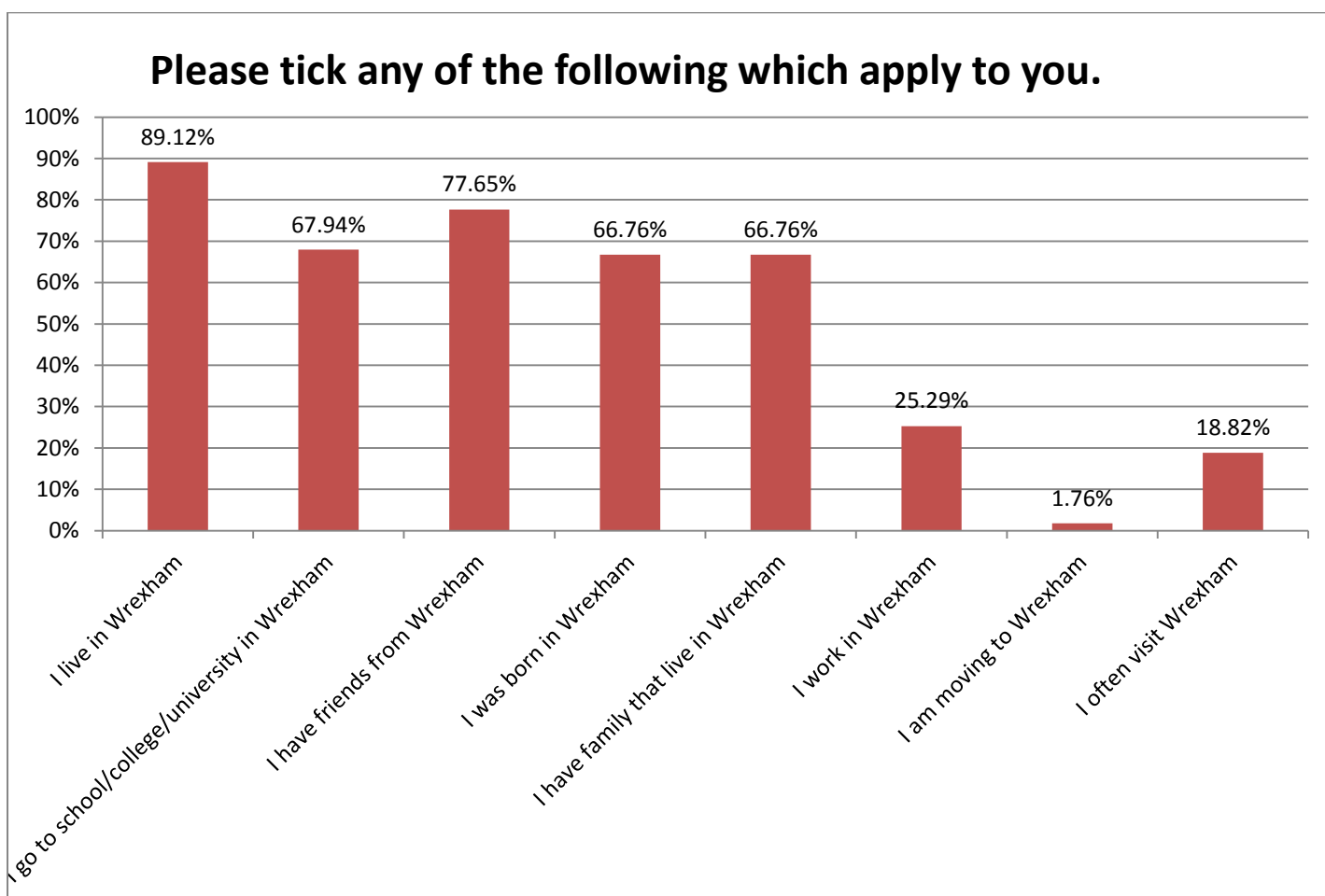
The estimated population of Wrexham aged between 11 and 25 years is approximately 24,000. A response rate of 340 give a **confidence level of 95%** and a **confidence interval of 5.28%**.

This means that if we asked the same number of people these questions again, at least 95% of them would give answers within 5% of the answers we have received in this consultation.

Results

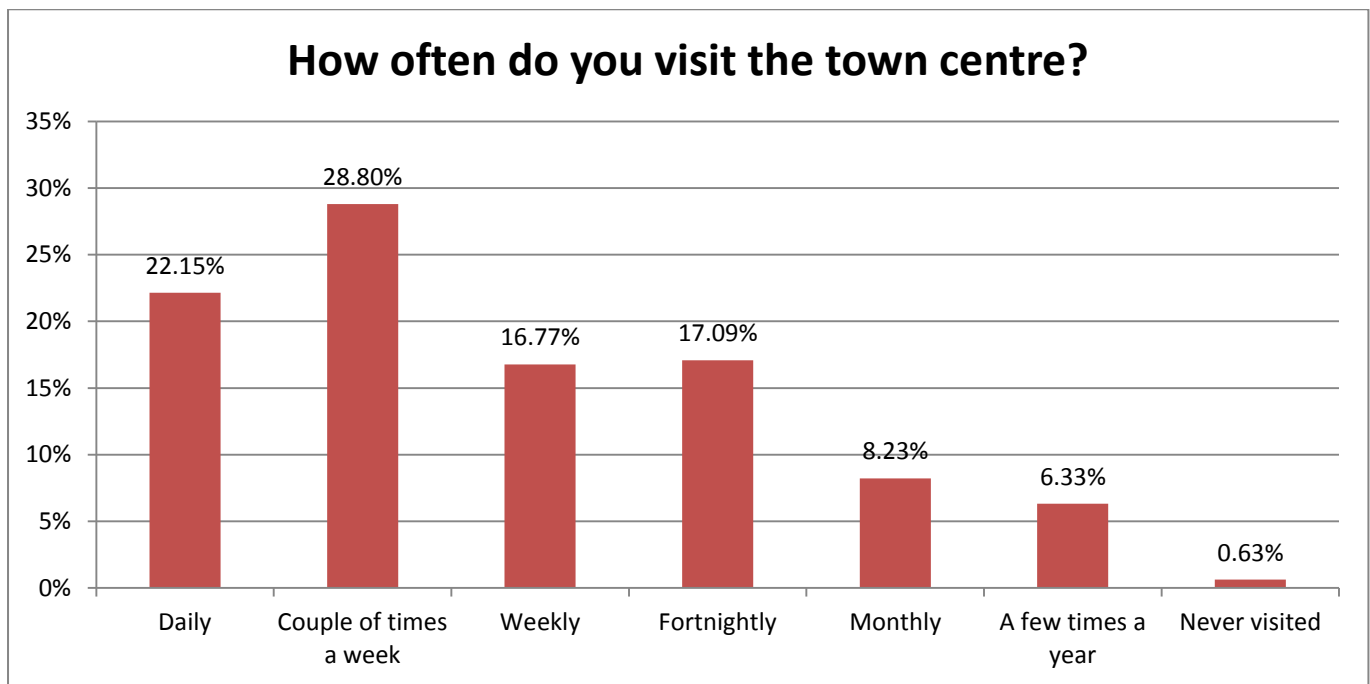
What is your age?		
Age	Number of Responses	Percentage of Overall Responses
Under 11*	1	0.29%
11	11	3.24%
12	18	5.29%
13	11	3.24%
14	43	12.65%
15	68	20%
16	63	18.53%
17	42	12.35%
18	27	7.94%
19	10	2.94%
20	1	0.29%
21	7	2.06%
22	4	1.18%
23	5	1.47%
24	4	1.18%
25	4	1.18%
Over 25*	21	6.18%

*The consultation was for those aged 11-25. These people were prevented from answering any further questions.

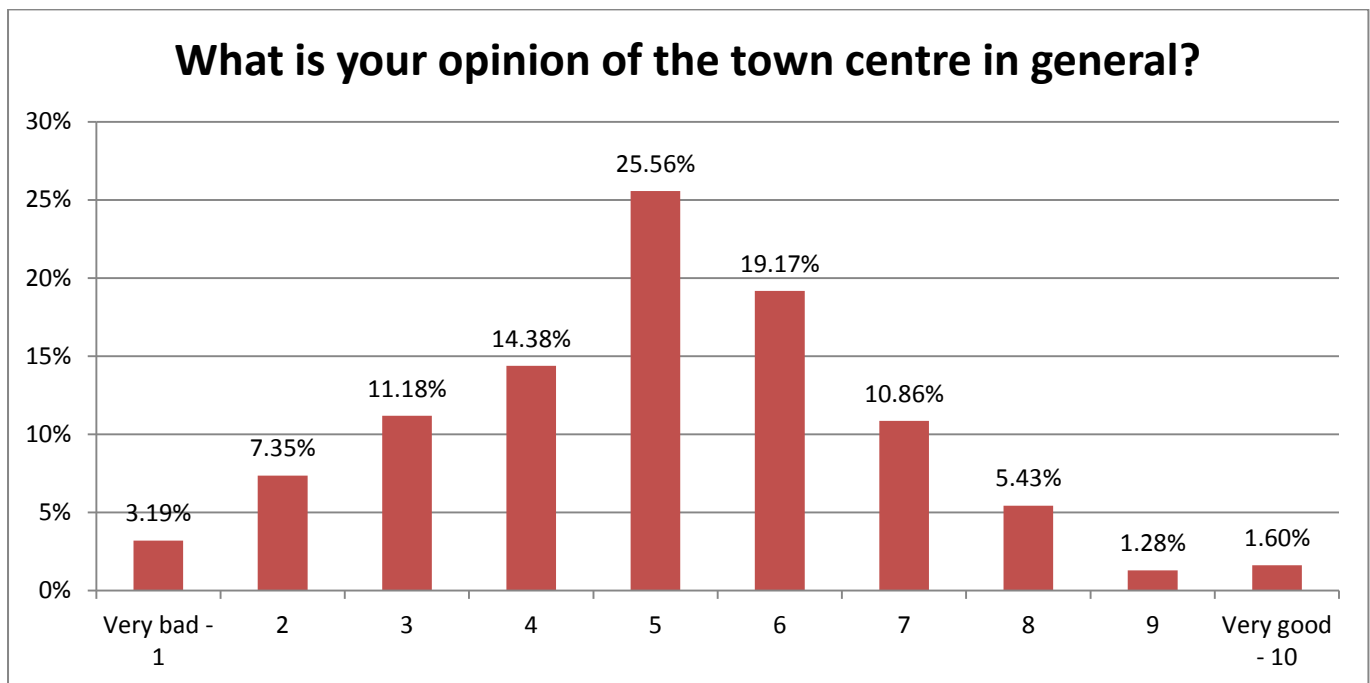


*Please note – people could tick multiple responses to this question, therefore the figures presented do not tally to 100%

Town Centre



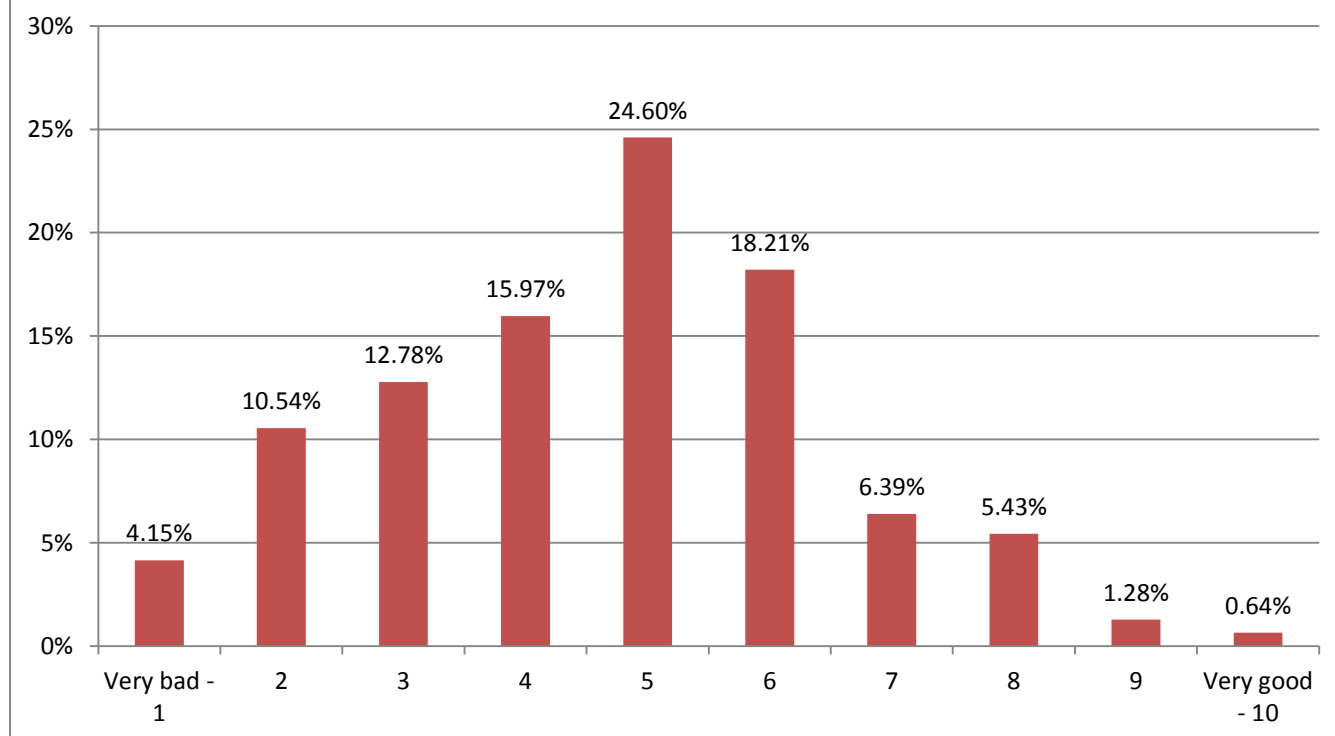
Most of the people we asked said that they visited the town centre a couple of times per week or daily. We found that college and university students were those who visit the town centre most often.



Most people gave a score around the middle for what they thought of the town centre in general (with almost 60% of people scoring either 4, 5 or 6). **The average score is 4.99.**

We found that people who've lived in Wrexham all their life were generally more positive about the town centre.

What do you think of the facilities in the town centre?



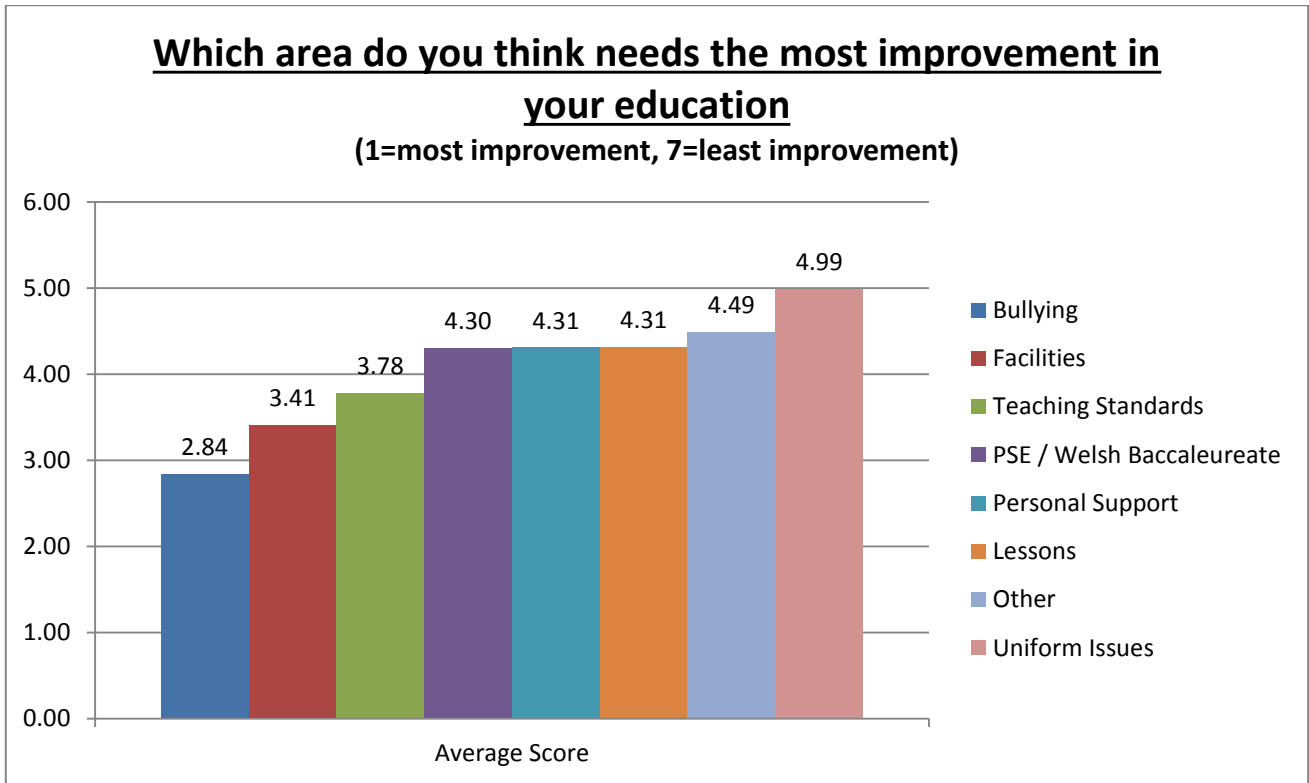
Most people gave a score around the middle for what they thought of the town centre in general (with almost 60% of people scoring either 4, 5 or 6). **The average score is 4.66.**

Those who considered themselves to have a disability felt more negative about town centre facilities than others.

Generally male respondents felt more negative about town centre facilities than females.

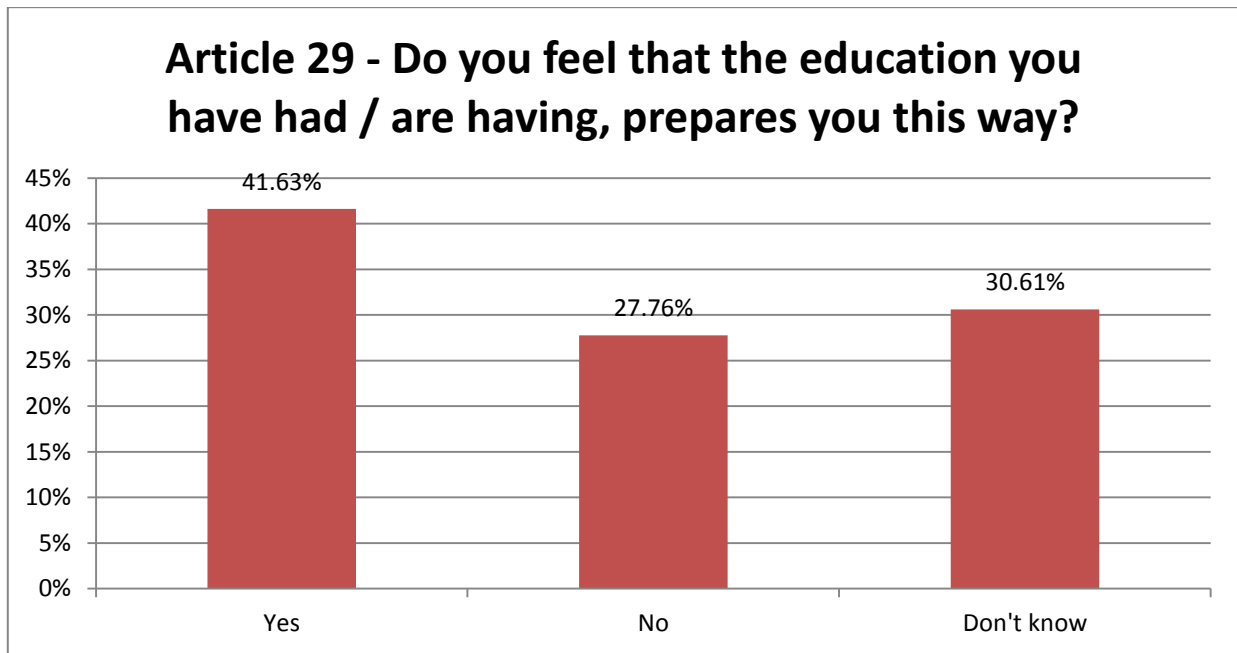
Recommendation – Young people recommend that the town centre is improved, with better facilities which are accessible for all young people.

Education



If other, please explain: The most commonly occurring response related to people feeling that there should be better pastoral support and care within schools.

Article 29 of the 'United Nation Convention on the Rights of the Child' (UNCRC) states that education should 'develop the child's personality, talents and mental and physical abilities to their fullest potential' and that it should prepare you for a responsible life in society.



Less than half of the people who responded felt that their education develops their personality, talents and mental and physical abilities to their fullest potential, and prepares them for a

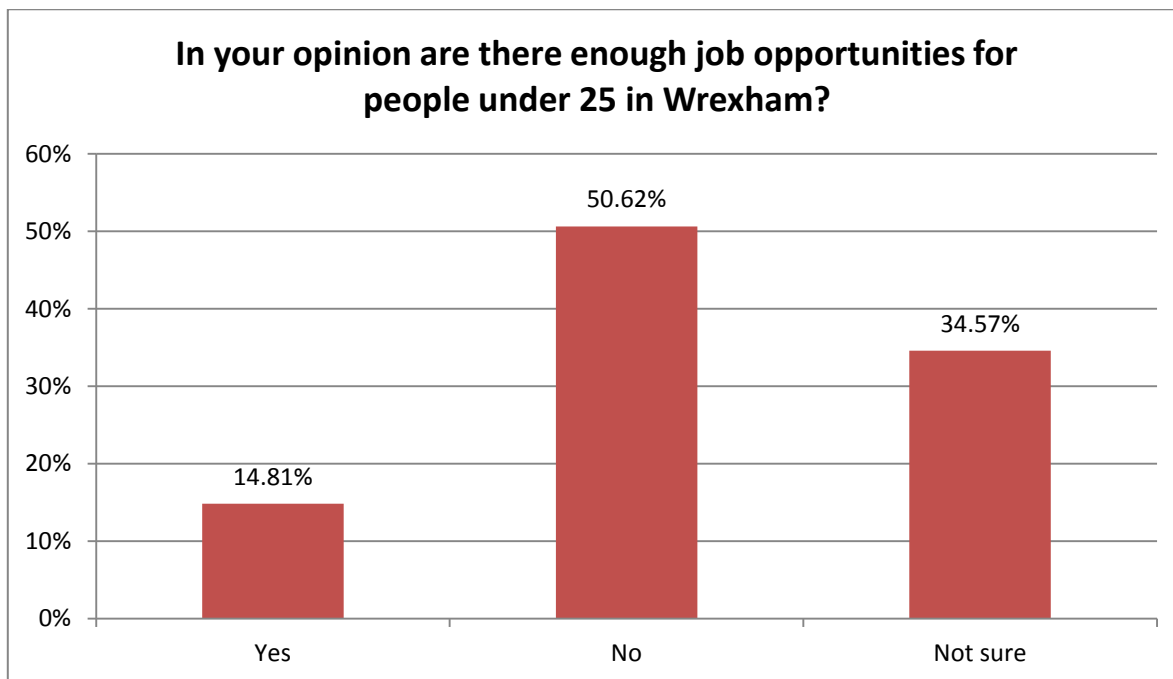
responsible life in society (as described in Article 29 of the United Nations Convention on the Rights of the Child).

Those aged 14 and 15 had the lowest positive response.

How do you think this could be improved?	
Theme	Number of Comments
We should receive more financial education (e.g. banking, taxes, mortgages etc.)	19
We should receive more education on how to live independently and look after ourselves	16
Teaching standards and methods should be improved	10

Recommendation – Young people should be taught more about financial matters in preparation for independence. Schools and colleges should also teach more of the practical skills young people will need as they grow up.

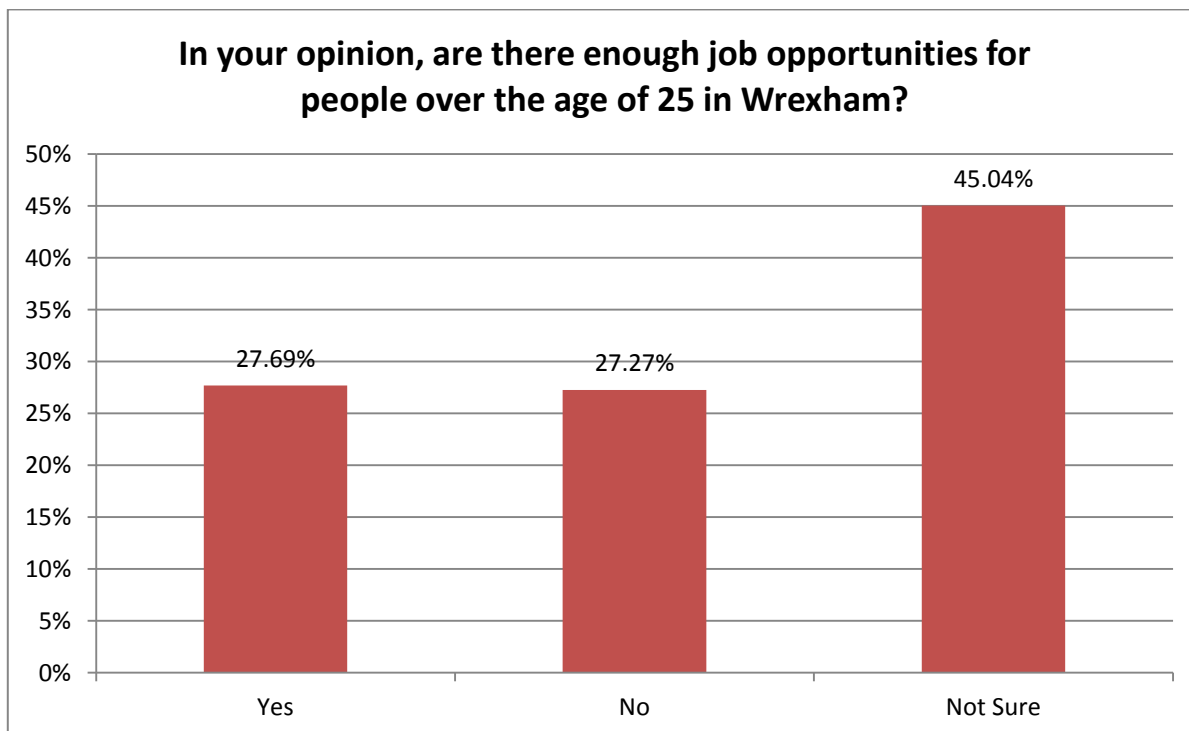
Employment



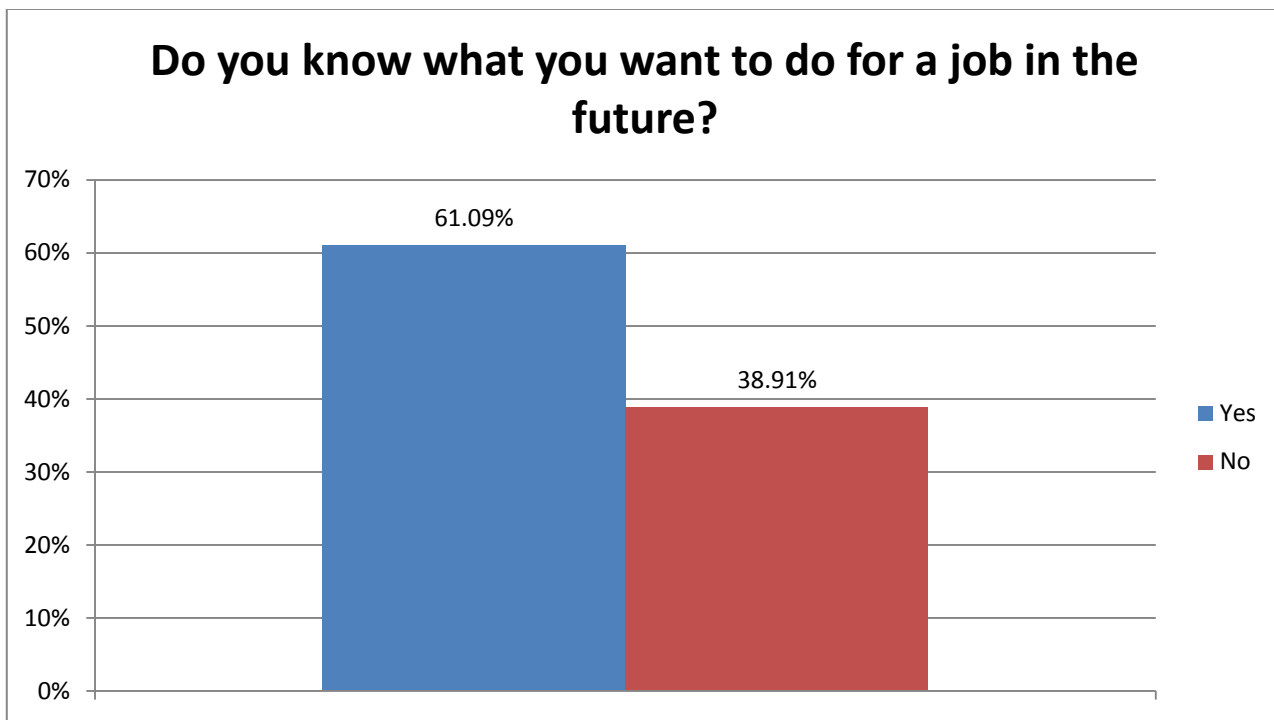
More than half (50.62%) of the people we asked felt that there are not enough job opportunities in Wrexham for people aged under 25 years, and almost 35% of people weren't sure about the opportunities available.

Generally, it seemed that people felt less positive about the opportunities as they got older.

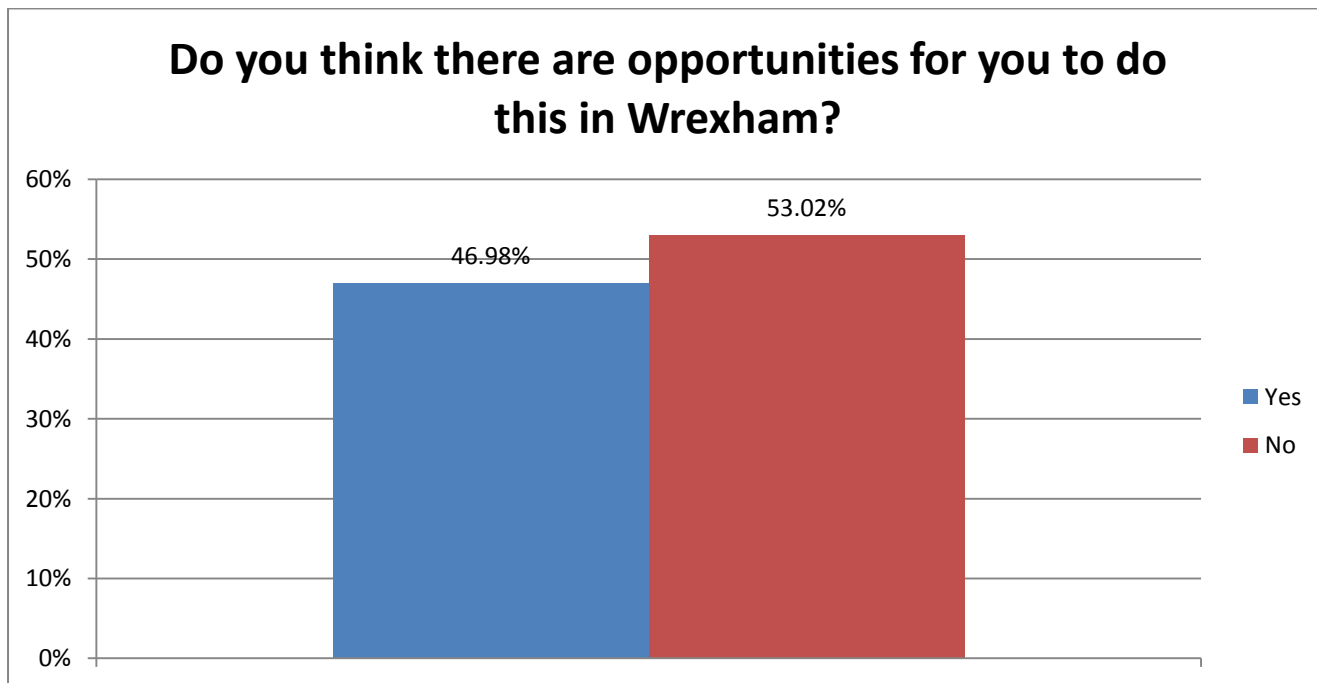
Females were less positive about the opportunities available than males.



People were much less sure about the opportunities available for people aged over 25 (45% of people were 'Not Sure'). This is to be expected considering that this consultation was for people aged Under 25 years. Females were less positive than males about this question.



Those aged 14 and 15 were the least likely to know what they want to do in the future.



Females felt less positive about opportunities in Wrexham than males.

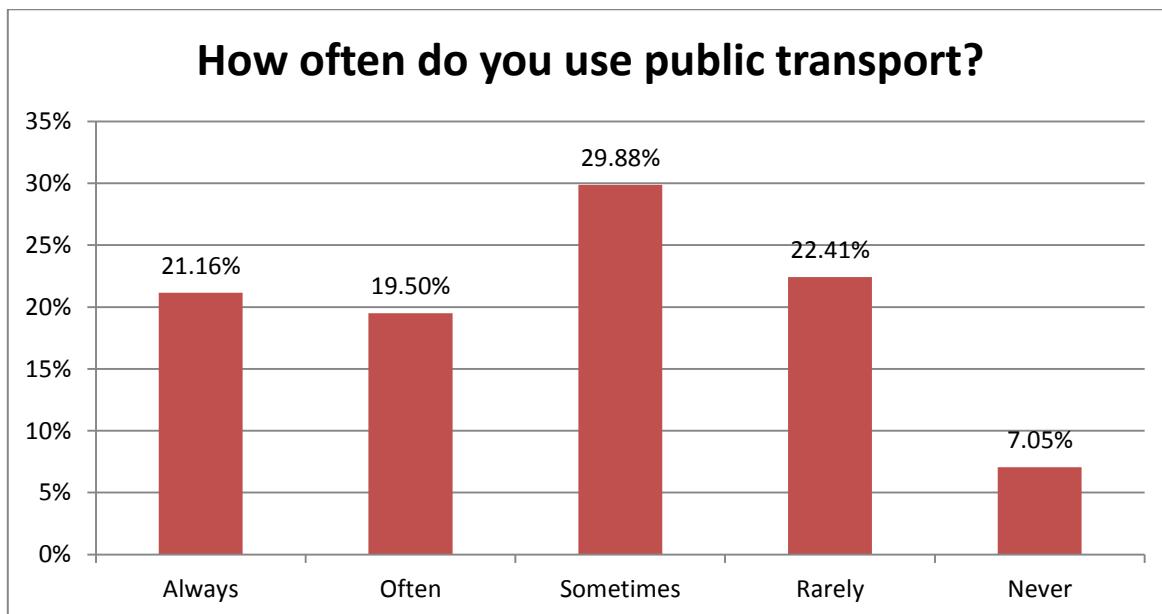
Do you think there is anything to be done to improve these opportunities in the future?

Theme	Number of Comments
Improved opportunities within education, will contribute towards better opportunities in the future	7
My future aspiration isn't really relevant or appropriate to Wrexham	6
There is a lack of funding available to support my future aspiration	6

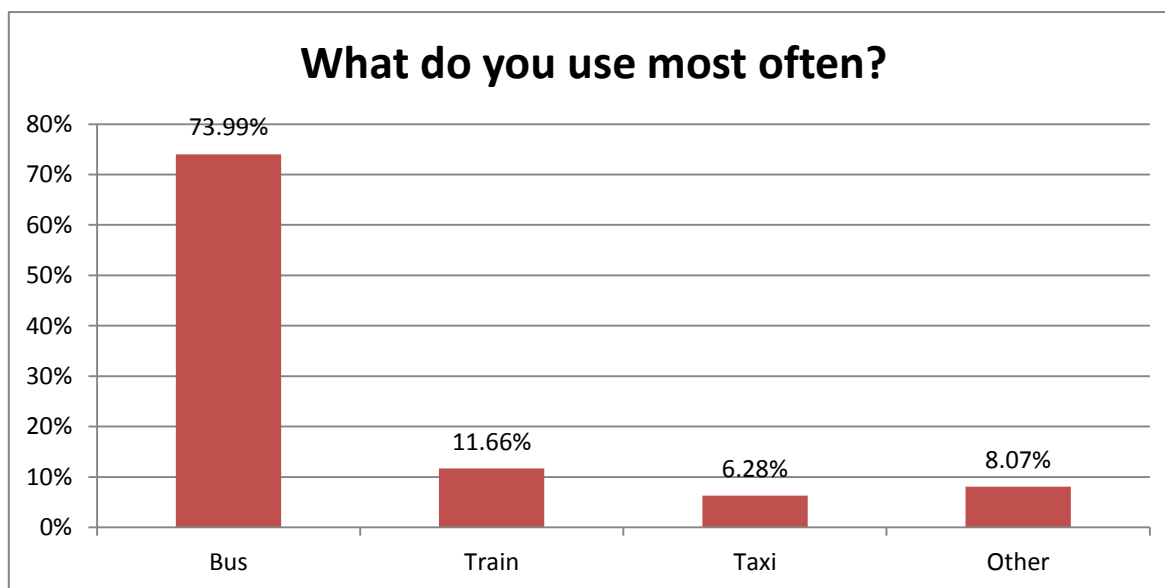
Recommendations

1. There should be more job opportunities for young people aged Under 25, as they enter the world of work, and there should be better advertising about the opportunities which are available.
2. There should be better careers advice and support about employment before people leave school.

Transport



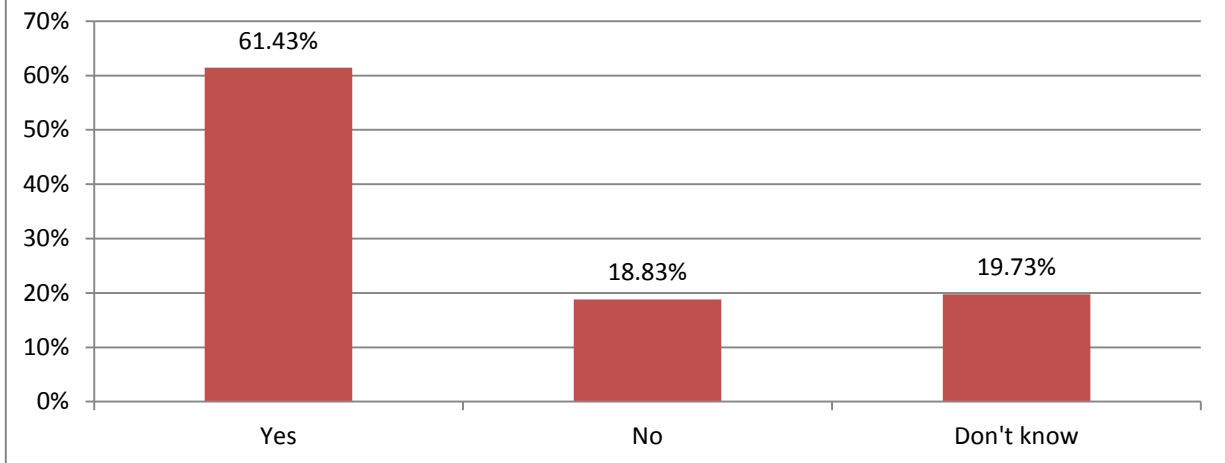
Less than 30% of young people said that they *rarely* or *never* use public transport, with more than 40% saying that they *often* or *always* use it.



By far the most commonly used form of public transport was bus.

We found that train use increased with age, and that those young people in university and those who identified themselves as being 'looked-after' were those most likely to use trains. This may be because these young people are based in Wrexham, away from their families and have to travel significant distances (i.e. further than local bus routes) to visit them.

Are you happy with the services you're provided with?



More than 60% of people said that they were happy with the public transport services they receive.

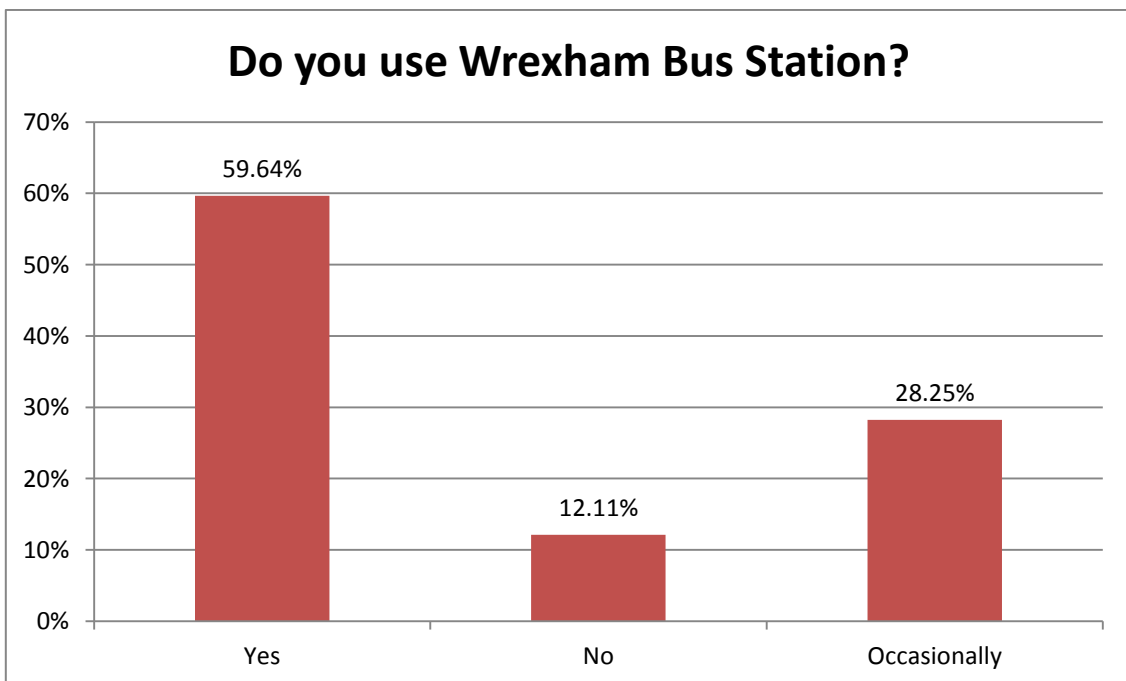
Those aged 15 and 16 were the most happy with the services they receive.

Disabled people are significantly less happy with the services they receive in terms of public transport.

How would you like public transport to be improved?

Theme	Number of Comments
Public transport should be cheaper	46
There is currently an issue with behaviour on and around public transport, and security needs to be improved	33
Buses should be more punctual and reliable than they currently are	27

Do you use Wrexham Bus Station?

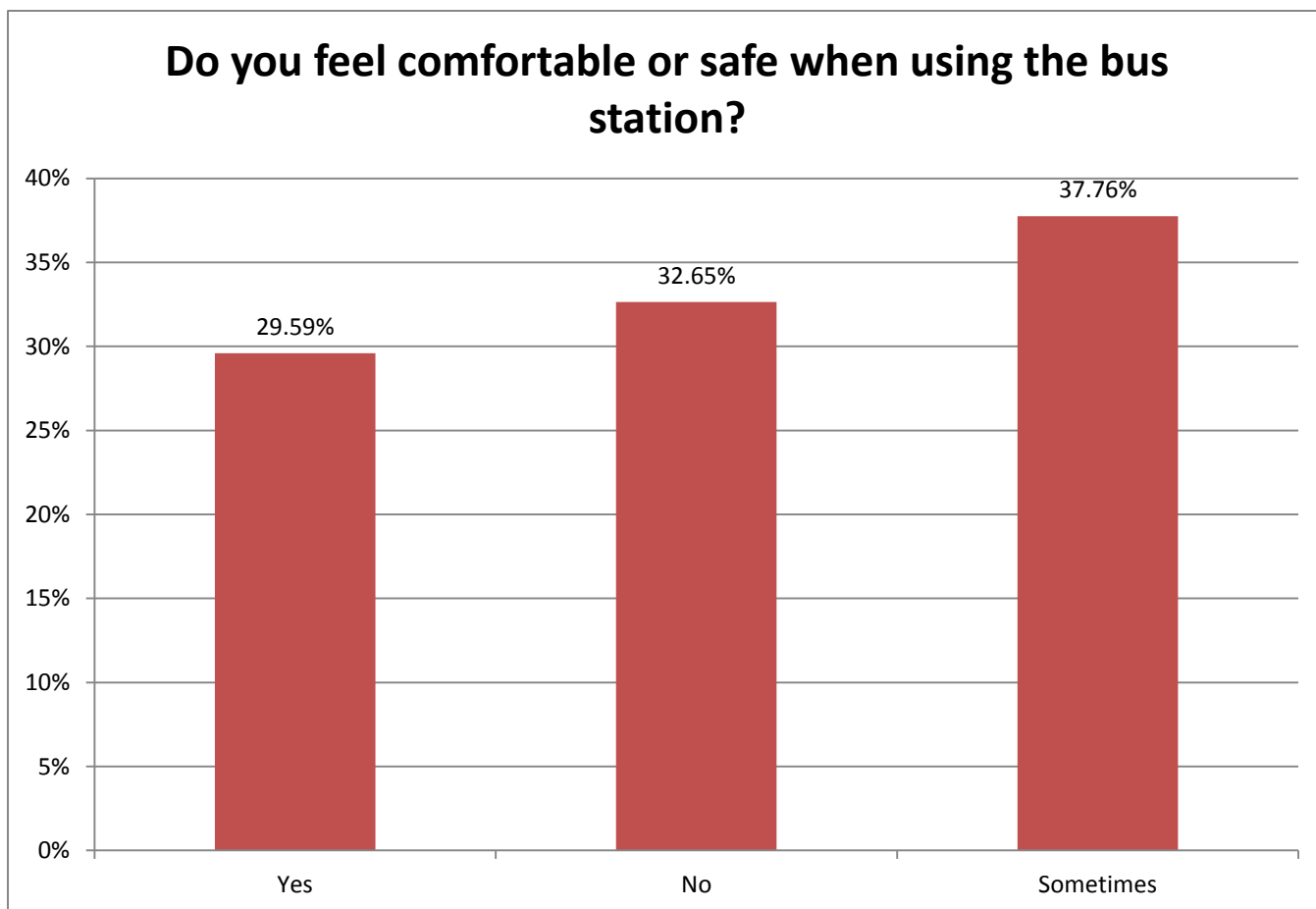


Almost 88% of people said that they use the bus station in Wrexham (even if that use is only occasional).

Those aged 12 and 13 use the bus station the least.

Slightly more females than males use the bus station.

College students and carers use the bus-station the most, with looked after young people using it least.



Of those people that said they use Wrexham Bus Station, more than 70% said that there are times when they feel unsafe (32.65% said they don't feel safe, and 37.76% said they sometimes don't feel safe).

Those aged 17 and 18 were most likely to say they felt unsafe.

Females feel more unsafe than males when using the bus station.

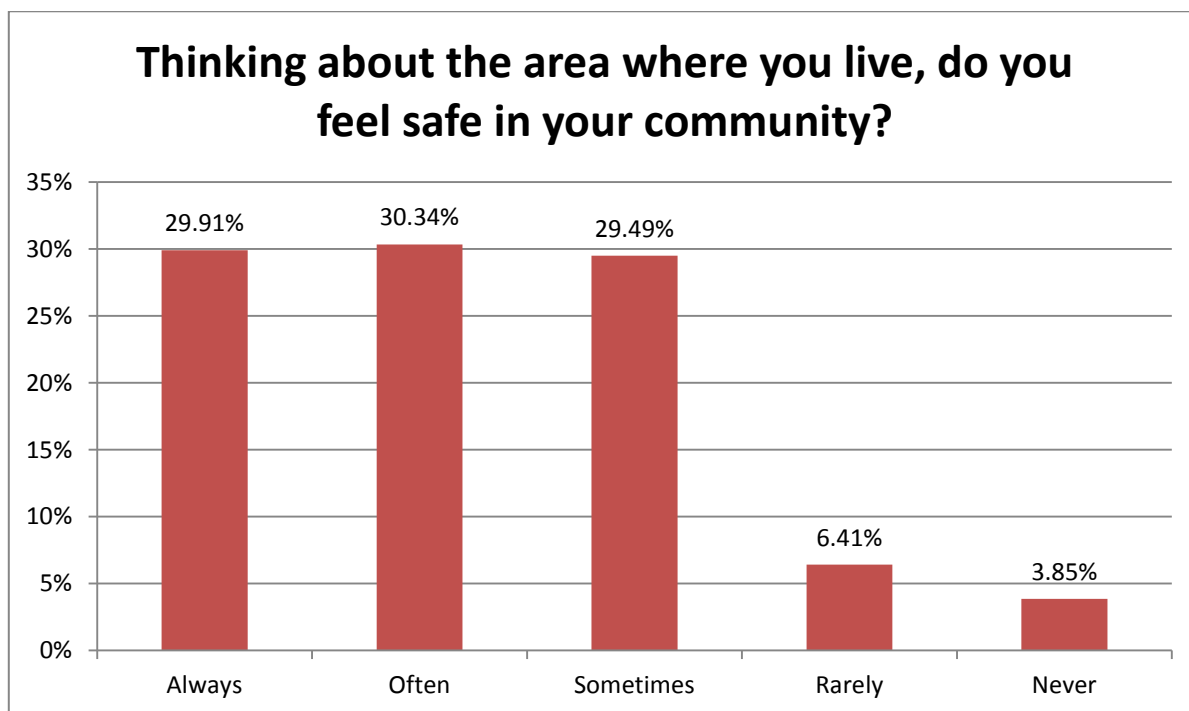
Those who said they were in school were most likely to feel safe in the bus station.

If not, why not? (i.e. why you don't feel safe in the bus station)	
Theme	Number of Comments
There are too many people under the influence of, or using drugs around the bus station	41
I feel scared in the bus station	31

There are too many people drinking or under the influence of alcohol in the bus station	23
There is too much antisocial behaviour in the bus station	16
The bus station is unclean and not well maintained	15

Recommendation – There should be better security, and more should be done to tackle ant-social behaviour (including substance misuse) at Wrexham Bus Station.

Community



More than 60% of people said that they *often* or *always* feel safe in their community.

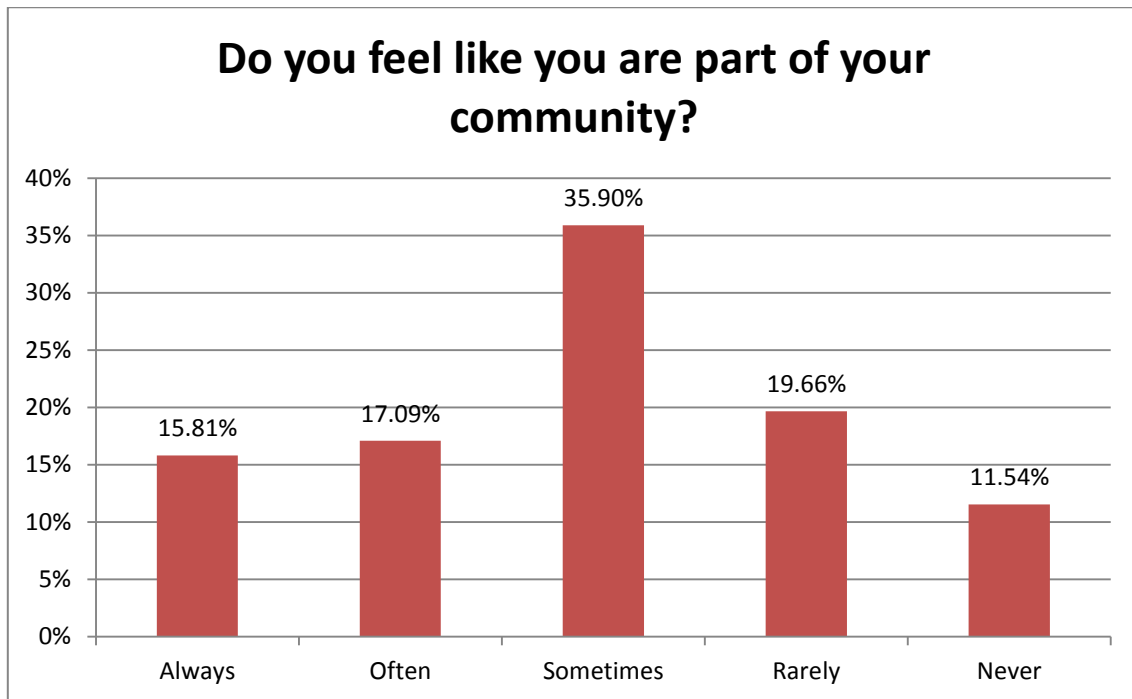
Significantly more females than males said that they feel unsafe in their community.

Those aged 18 and over were more likely to feel unsafe than those aged under 18.

University students were the group most likely to feel unsafe in their community.

Those respondents who don't live in Wrexham showed the highest levels of feeling safe.

What improvements would you like to see in your community?	
Theme	Number of Comments
I would like to see more activities for young people to do	37
The cleanliness and appearance of my community should be improved	28
I would like to see less crime in my community	20
There should be more visible police presence in the community	17
There should be more facilities within the community	15



Males were less likely to feel a part of their community.

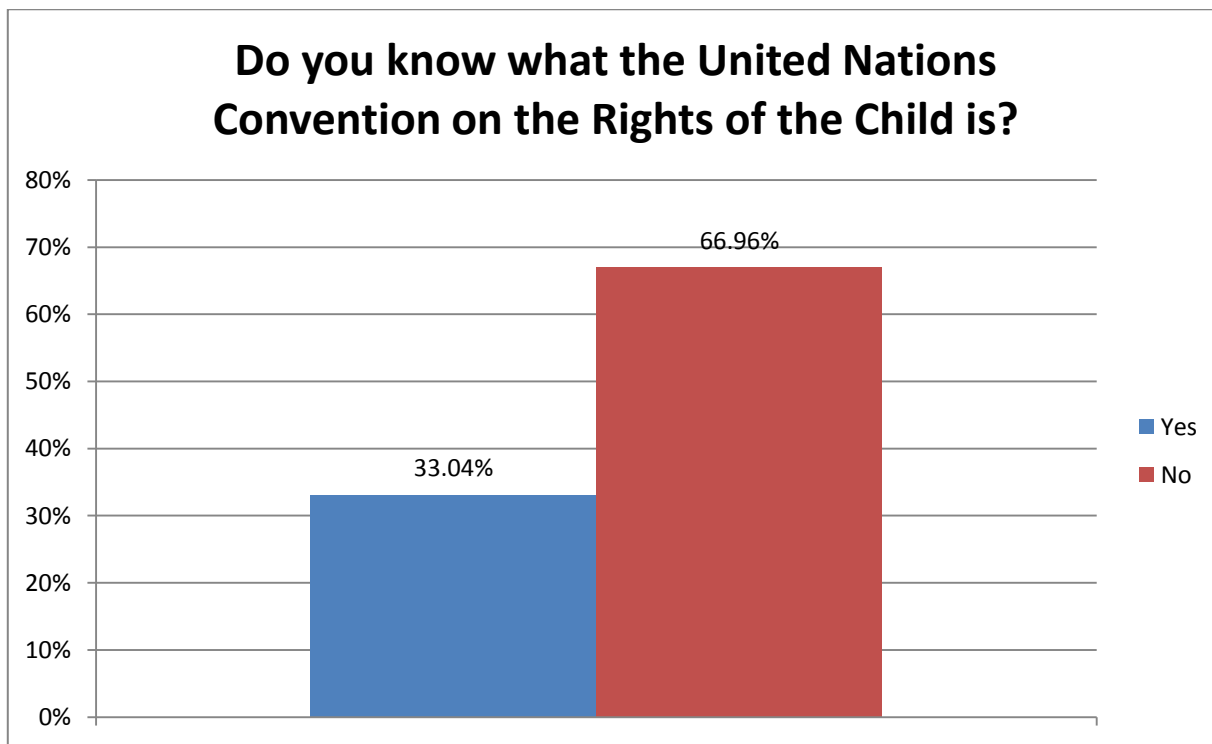
Those aged 18 and 19 were the least likely to feel part of their community.

Those who identified themselves as university students were less likely to feel part of their community than others.

Please explain why...	
Theme	Number of Comments
There are a lack of community facilities and community events	31
I don't get involved with the community	16
I don't have any family or friends there	13
Being involved in community events and clubs helps me to feel involved	12
There isn't much of a community to get involved with	11

Recommendation – Young people would feel more a part of their communities if there was more for them to take part in (e.g. events and facilities).

Voice



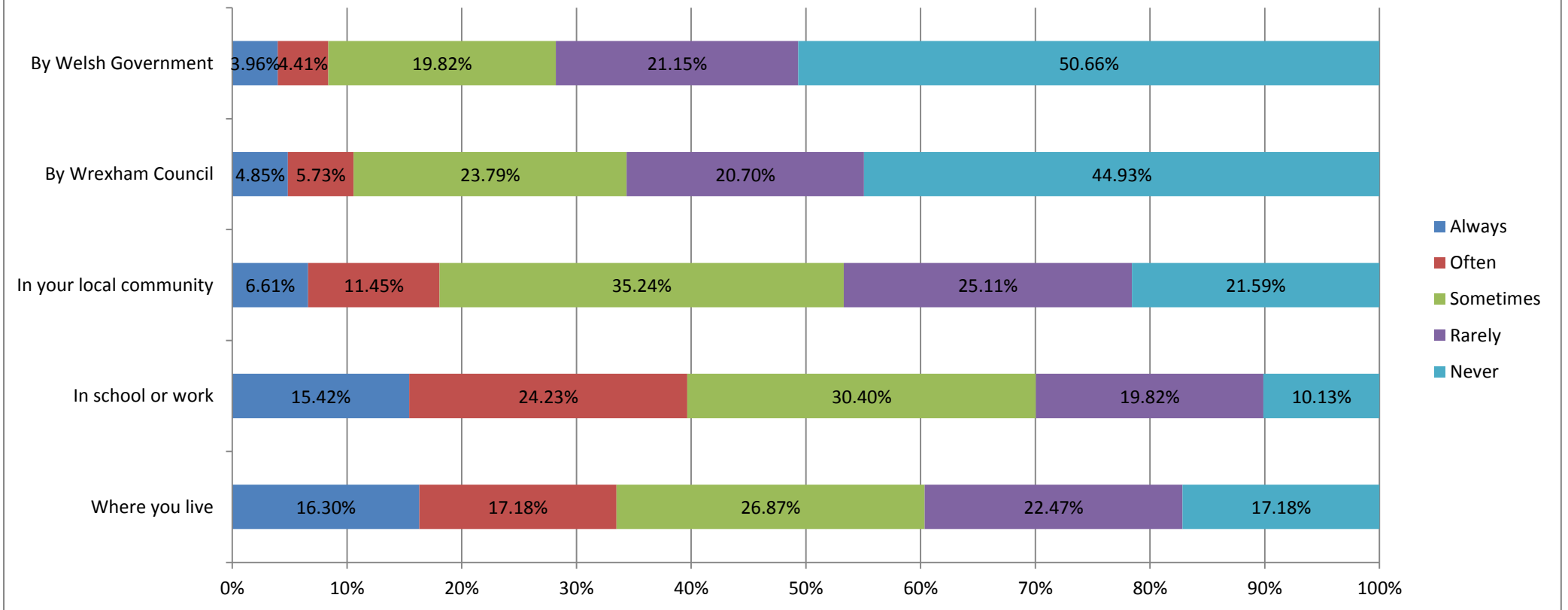
Almost 67% of people who responded said that they didn't know what the United Nations Convention on the Rights of the Child is.

Generally those aged under 15 were the least likely to have heard of it – except for those aged 13 who had significantly more positive response.

University were the most likely to know about the UNCRC, and those who identified themselves as being unemployed or at school were the least likely to know about it.

Recommendation – There should be more education given to children and young people in school about the UNCRC and their rights (as mentioned in the PSE framework for Wales)

Do you feel that your voice is listened to ...



In general it seems that the further removed from a young person’s life, the less they feel that their voice is listened to. This is to be expected. However, the data does show that people feel more listened to in school or their place of work than they do ‘where they live’. It is possible that different people interpreted ‘where you live’ to mean slightly different things (e.g. village, town, house, in my family etc.)

Where you live – Females felt more listened to than males. University students felt the least listened to.

In education / where you work – Those aged 11 were the least likely to feel listened to.

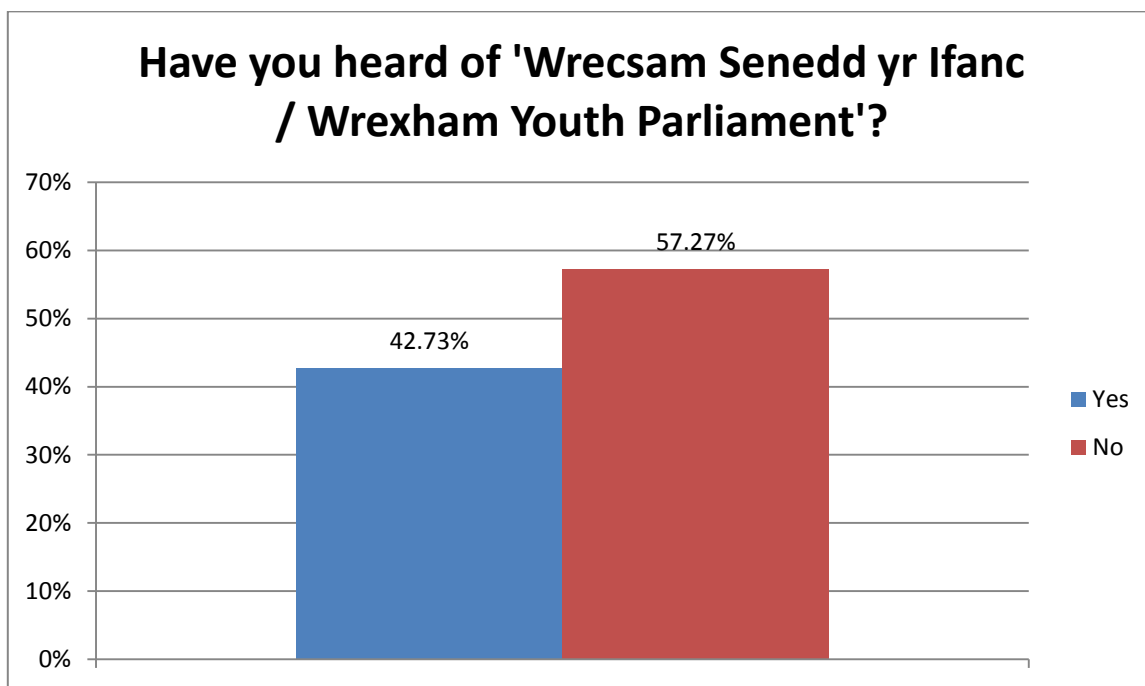
In your local community – Those aged 17 were the least positive, and those aged 13 were the most positive. University students were the least likely to feel they were listened to in their local community.

By Wrexham Council – Those aged 13 were the age group that felt the most listened to by Wrexham Council. Looked-after young people felt more positive about being listened to by Wrexham Council than others. Those who are unemployed felt the least listened to by the Council.

By Welsh Government – Those aged 12 were the age group least likely to feel listened to by Welsh Government. However those aged 13 were the most positive age of all.

Recommendations

1. Decision makers should ensure that there are more opportunities for young people to participate in decision making.
2. Young people’s views should be given due weight in decision making processes.
3. Feedback should be given to young people about the results of their participation.



More than 57% of people responding to the survey said that they hadn't heard of the Senedd yr Ifanc.

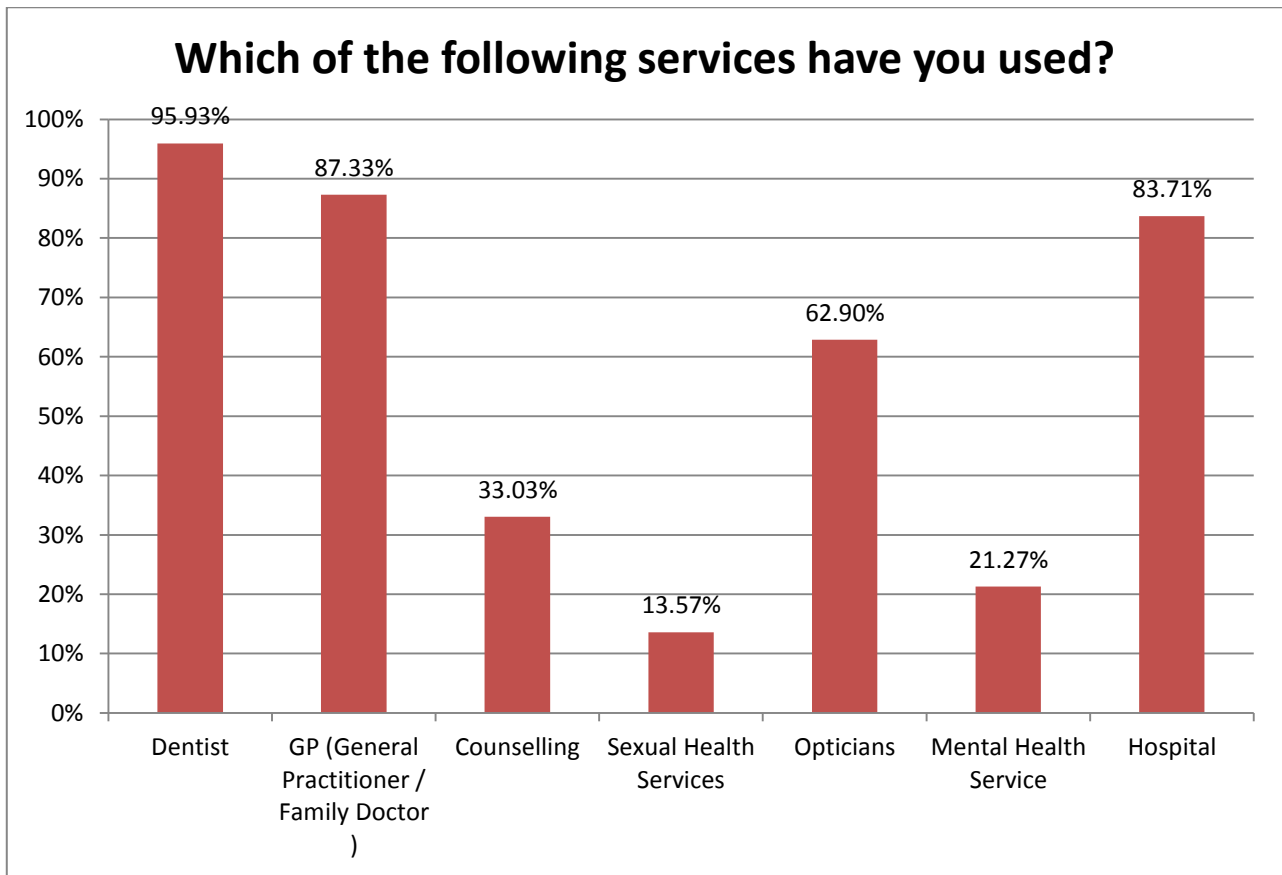
Those aged 14/15 and 25 were those least likely to have heard of the Senedd yr Ifanc.

Young people 'at school' and 'looked-after' were less likely to have heard of the Senedd yr Ifanc than others.

Recommendations

1. The Children and Young People's Participation Strategy for Wrexham is currently being renewed, and will include work to be done in order to increase awareness of, and involvement in the Senedd yr Ifanc.
2. That Public Service Board organisations support and promote the work of the Senedd yr Ifanc in order to ensure as wide a range as possible of young people know about the Senedd and how they could get involved.

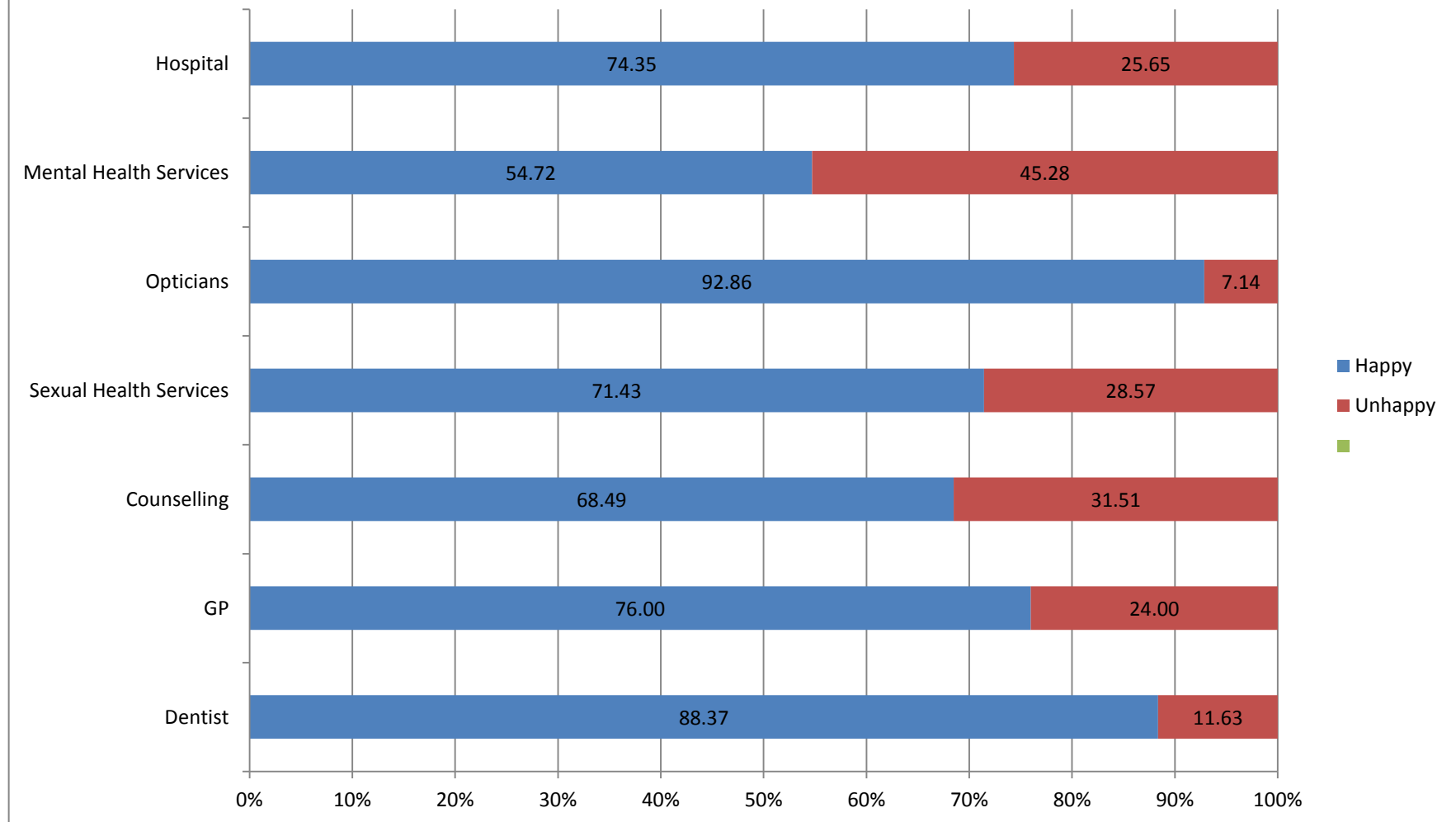
Health



More females than males have experience of using sexual health services.

Disabled people were the ones most likely to have experienced counselling and mental health services.

Please tell us whether you were happy with the service or not



The health service which people were least likely to be happy with was 'mental health services', followed by 'counselling'. The service they were most happy with was the opticians, followed by dentists.

Recommendation

Particular attention needs to be given to ensuring that emotional health and wellbeing of young people is given enough attention and resources. This may mean increasing the availability of services, as well as ensuring that the quality of services is appropriate to meet young people's needs.

Overall

Do you have any general ideas on how to, in general, improve Wrexham for now and in the future?

Theme	Number of Comments
There should be a greater variety, and better quality of shops and facilities in the town centre	30
There needs to be more things to do in Wrexham	22
Health services need to be improved	17
The appearance of the town centre needs to be improved	13
There is a big problem with drugs in Wrexham and this needs to be addressed	10
Wrexham needs to be cleaner and more well maintained	9

About You

What is your gender?		
Response	Number of Responses	Percentage of Responses
Male	48	36.92%
Female	74	56.92%
Other	5	3.85%
Prefer not to say	3	2.31%

What community do you currently live in?		
Response	Number of Responses	Percentage of Responses
Acton	11	8.80%
Borras Park	2	1.60%
Bronington	0	0
Brymbo	3	2.40%
Bryn Cefn	0	0
Brynyffynnon	1	0.80%
Cartrefle	0	0
Cefn	0	0
Ceiriog Valley	0	0
Chirk	1	0.80%
Coedpoeth	9	7.20%
Erddig	3	2.40%
Esclusham	6	4.80%
Garden Village	1	0.80%
Gresford	6	4.80%
Grosvenor	0	0
Gwenfro	3	2.40%
Gwersyllt	9	7.20%
Hermitage	0	0
Holt	2	1.60%
Johnstown	8	6.40%
Little Acton	1	0.80%
Llangollen Rural	0	0
Llay	22	17.60%
Maesydre	1	0.80%
Marchwiell	1	0.80%
Marford and Hoseley	0	0
Minera	2	1.60%
New Broughton	4	3.20%
Offa	2	1.60%
Overton	1	0.80%
Pant	0	0
Penycae	0	0
Plas Madoc	1	0.80%
Ponciau	0	0
Queensway	5	4%
Rhosnesni	3	2.40%

Rossett	1	0.80%
Ruabon	4	3.20%
Smithfield	0	0
Stansty	1	0.80%
Whitegate	2	1.60%
Wynnstay	0	0
I do not live in Wrexham	9	7.20%

How long have you lived in Wrexham?		
Response	Number of Responses	Percentage of Responses
All my life	76	62.30%
0-4 years	6	4.92%
5-9 years	6	4.92%
10-15 years	16	13.11%
16-20 years	10	8.20%
Over 20 years	1	0.82%
I do not live in Wrexham	7	5.74%

What is your religion?		
Response	Number of Responses	Percentage of Responses
No religion	71	59.66%
Christian (all denominations)	38	31.93%
Buddhist	0	0
Hindu	0	0
Jewish	1	0.84%
Muslim	0	0
Sikh	0	0
Any other religion	3	2.52%
Prefer not to say	6	5.04%

What is your current status?		
Response	Number of Responses	Percentage of Responses
School	75	61.98%
College	31	25.62%
University	8	6.61%
Employed	21	17.36%
Apprenticeship or Traineeship	9	7.44%
Unemployed	10	8.26%
Looked after young person	7	5.79%
Young carer	26	21.49%
Prefer not to say	1	0.83%

Do you have a health problem or disability?		
Response	Number of Responses	Percentage of Responses
Yes	29	23.97%

No	81	66.94%
Prefer not to say	11	9.09%

What is your ethnic group?		
Response	Number of Responses	Percentage of Responses
White	113	92.62%
Mixed/multiple ethnic groups	2	1.64%
Asian/Asian British	0	
Black/African/Carribbean/Black British	0	
Other ethnic group	1	0.82%
Prefer not to say	6	4.92%